



MCON Interconnection System

TE Internal #: 1-1456426-5

Housing for Female Terminals, Wire-to-Board / Wire-to-Device / Wire-to-Wire, 4 Position, .157 in [4 mm] Centerline, MCON Interconnection System

[View on TE.com >](#)

Connectors > Automotive Connectors > Connector Housings > MCON, CONNECTOR HOUSING



Connector & Housing Type: **Housing for Female Terminals**

Mating Tab Width: **1.2 mm [.047 in]**

Connector System: **Wire-to-Board, Wire-to-Device, Wire-to-Wire**

Number of Positions: **4**

Centerline (Pitch): **4 mm [.157 in]**

[All MCON, CONNECTOR HOUSING \(283\)](#)

Features

Product Type Features

Connector Shape	Rectangular
Connector & Housing Type	Housing for Female Terminals
Connector System	Wire-to-Board, Wire-to-Device, Wire-to-Wire
Sealable	Yes
Hybrid Connector	No
Primary Locking Feature	Integrated in Housing

Configuration Features

Number of Positions	4
Number of Rows	1

Body Features

Body Material	PA GF
Primary Product Color	Black
Connector Code	A

Contact Features

Contact Size	1.2mm
Contact Type	Receptacle



Mating Tab Width	1.2 mm[.047 in]
------------------	-----------------

Mechanical Attachment

Mounting Feature	Without
Terminal Position Assurance	Yes
Strain Relief	Without
Mating Alignment Type	Keyed
Mating Alignment	With
Connector Mounting Type	Cable Mount (Free-Hanging)

Housing Features

Centerline (Pitch)	4 mm[.157 in]
--------------------	---------------

Dimensions

Product Width	26.5 mm[1.043 in]
Product Length	24.7 mm[.972 in]
Product Height	17.5 mm[.689 in]

Usage Conditions

Operating Temperature (Max)	70 °C, 75 °C, 80 °C, 85 °C, 90 °C, 100 °C, 105 °C, 110 °C, 120 °C, 125 °C, 130 °C, 140 °C, 145 °C, 150 °C[158 °F][167 °F][176 °F][185 °F][194 °F][212 °F][221 °F][230 °F][248 °F][257 °F][266 °F][284 °F][293 °F][302 °F]
Operating Temperature Range	-40 – 150 °C[-40 – 302 °F]

Operation/Application

Circuit Application	Signal
---------------------	--------

Industry Standards

Degree of Protection	IP67
----------------------	------

Other

Serviceable	Yes
Connector Position Assurance Capable	Yes

Product Compliance

[For compliance documentation, visit the product page on TE.com>](#)

EU RoHS Directive 2011/65/EU	Compliant
EU ELV Directive 2000/53/EC	Compliant



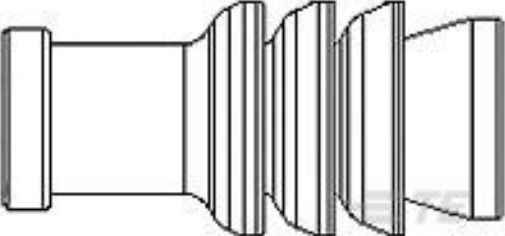
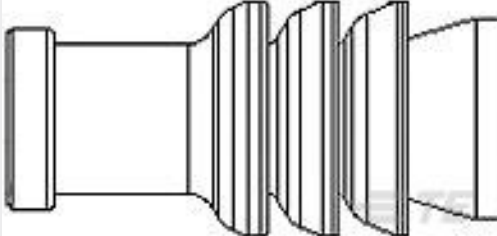

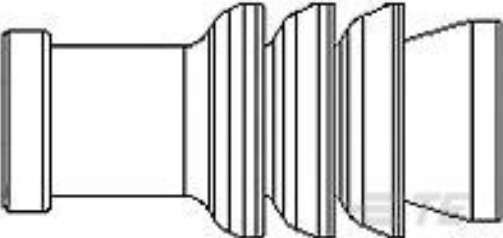


China RoHS 2 Directive MIIT Order No 32, 2016	No Restricted Materials Above Threshold
EU REACH Regulation (EC) No. 1907/2006	Current ECHA Candidate List: JUNE 2022 (224) Candidate List Declared Against: JUNE 2022 (224) Does not contain REACH SVHC
Halogen Content	Low Halogen - Br, Cl, F, I < 900 ppm per homogenous material. Also BFR/CFR/PVC Free
Solder Process Capability	Not applicable for solder process capability

Product Compliance Disclaimer

This information is provided based on reasonable inquiry of our suppliers and represents our current actual knowledge based on the information they provided. This information is subject to change. The part numbers that TE has identified as EU RoHS compliant have a maximum concentration of 0.1% by weight in homogenous materials for lead, hexavalent chromium, mercury, PBB, PBDE, DBP, BBP, DEHP, DIBP, and 0.01% for cadmium, or qualify for an exemption to these limits as defined in the Annexes of Directive 2011/65/EU (RoHS2). Finished electrical and electronic equipment products will be CE marked as required by Directive 2011/65/EU. Components may not be CE marked. Additionally, the part numbers that TE has identified as EU ELV compliant have a maximum concentration of 0.1% by weight in homogenous materials for lead, hexavalent chromium, and mercury, and 0.01% for cadmium, or qualify for an exemption to these limits as defined in the Annexes of Directive 2000/53/EC (ELV). Regarding the REACH Regulation, the information TE provides on SVHC in articles for this part number is based on the latest European Chemicals Agency (ECHA) 'Guidance on requirements for substances in articles' posted at this URL: <https://echa.europa.eu/guidance-documents/guidance-on-reach>


Compatible Parts

 <p>TE Part # 964972-1 EINZELLEITERDICHTNG</p>	 <p>TE Part # 963143-1 MQS BLINDSTOPFEN</p>	 <p>TE Part # 967067-1 MQS SGL WIRE SEAL</p>	 <p>TE Part # 967067-2 MQS EINZELLEITDICHT</p>
 <p>TE Part # CAT-M4595-T273 MCON, RECEPTACLE AND TAB</p>	 <p>TE Part # 967056-1 MQS BLINDSTOPFEN4MM</p>		


Also in the Series | **MCON Interconnection System**



Automotive Connector Caps & Covers (24)



Automotive Connector Locks & Position Assurance(11)



Automotive Housings(288)



Automotive Seals & Cavity Plugs(5)




Automotive Terminals(113)



Insertion & Extraction Tools(31)



Other Automotive Connector Accessories(7)



PCB Headers & Receptacles(1)

Documents

Product Drawings

[4POS, MCON 1.2 CB REC 2p TL SEALED](#)

English

CAD Files

Customer View Model

[ENG_CVM_CVM_1-1456426-5_B.2d_dxf.zip](#)

English

3D PDF

3D

Customer View Model

[ENG_CVM_CVM_1-1456426-5_B.3d_igs.zip](#)

English

Customer View Model

[ENG_CVM_CVM_1-1456426-5_B.3d_stp.zip](#)

English

By downloading the CAD file I accept and agree to the [Terms and Conditions](#) of use.

Datasheets & Catalog Pages

[MCON Interconnection System](#)

English

Instruction Sheets

[Instruction Sheet \(U.S.\)](#)

English

[Instruction Sheet \(U.S.\)](#)

English

1-1456426-5

Housing for Female Terminals, Wire-to-Board / Wire-to-Device / Wire-to-Wire, 4
Position, .157 in [4 mm] Centerline, MCON Interconnection System

